

Welcome home

Our house guide



Index

1. Who are we?

We introduce ourselves!

A guided tour of our house

2. Practical information

Phone numbers in case of need

The "to do" list

Miscellaneous

Some House Rules

3. Our favorite recommendations


Where to eat? Our favorites.

Where to go shopping? Our favorite local markets.

Places to visit in the neighborhood.

WELCOME TO ASIER AND BELÉN'S HOME

You are at home!



You have arrived at Costanilla de los Desamparados 14A 2º Izq, 28014 Madrid

Our **phone number is:**

607185311 (Belén)

610710484 (Asier)

Do not hesitate to contact us to tell us that you have arrived safely and above all, if you need anything during your stay.

1. WHO ARE WE?

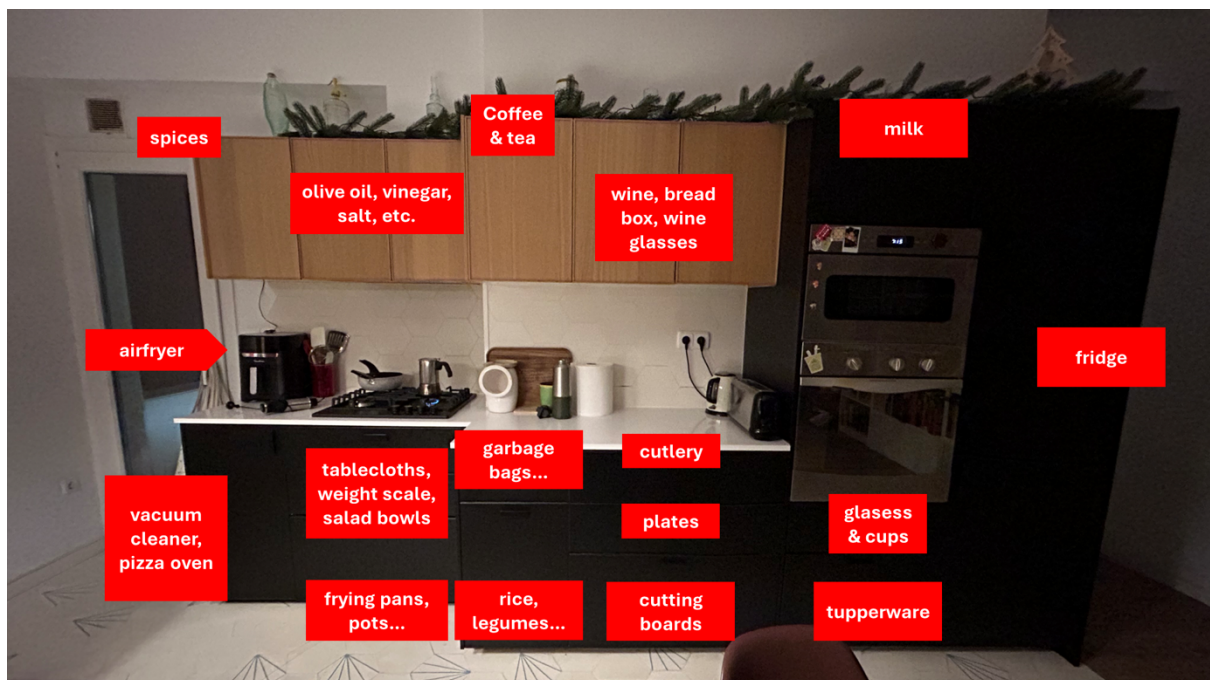
We introduce ourselves!



From left to right you can see Mikel (14 years old) Telmo (9 years old) and Jon (12 years old)

A Guided tour of our home

Kitchen:



As for food in the kitchen and hygiene products in the bathroom: If you consume in moderation and replace what runs out, you can use whatever you like.


Coffee maker

We have an Italian coffee maker, which you'll find on the countertop. It's best to place it on the smallest burner.

Dishwasher



The dishwasher detergent tablets are under the sink.



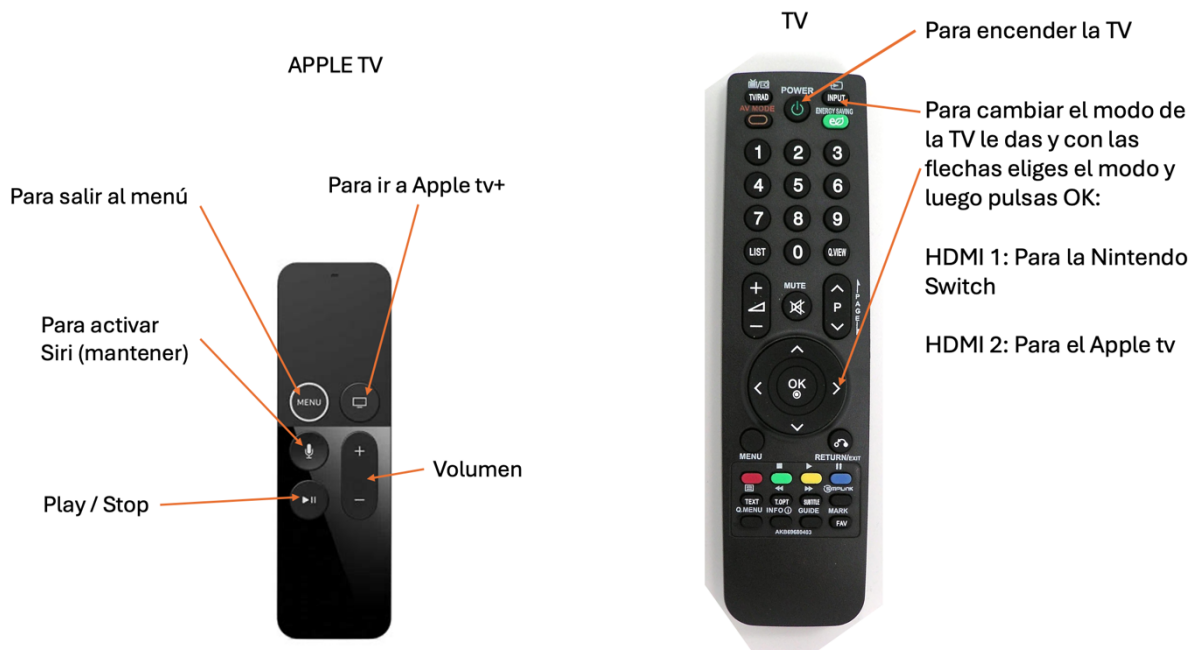
Washing machine:

The washing machine is on the kitchen terrace, and the detergent is in a basket to its right, next to the clothespins for hanging clothes.

Dishwasher detergent tablets are under the sink.



Living room:



Remote controls

The larger black remote is used to turn on the TV. You'll need to press "Input" several times (top right) to switch between the TV (Antena), the console (HDMI1), or Apple TV (HDMI2).

The small black remote is for controlling the Apple TV.

The Nintendo Switch is in the central storage of the TV unit, in the top drawer.

Wifi password

The router is to the right of the TV unit, on the floor. The wifi information is as follows:



Tourist information:

The remotes are next to the TV, on the table. You will also find a map of central Madrid and several guides from the tourist office to start exploring the city based on your interests.

Comforts:

There are clean blankets for the sofa available on the cart between the sofa and the window.

Balcony door:

The balcony doors have two opening modes (tilting and oscillating), but the one in the living room is broken and switches between modes when open. Please be cautious when opening and closing it.

Thermostat / Heating:

The house has individual gas heating, and the temperature is regulated through a thermostat, located on the left shelf of the living room bookshelf.

The top left button is for ON / AUTO / OFF.

We recommend setting it to ON and adjusting the temperature with the central dial to 20–21°C during the day and 19°C or turning it off at night.



The house is well-insulated, and Madrid doesn't have much humidity, so the temperature is pleasant with little heating use. We recommend turning on the heating only when people are at home and turning it off when you're out.

Dining room:

In the second drawer below the stove, you'll find tablecloths and napkins.

Master bedroom:

Clean sheets are already on all beds. In the master bedroom, on the bed, you'll find bath towels and a couple of hand towels.

The wardrobe in this room is not available for use because there's not enough space.



The Yellow Bathroom:

The shower mat is on the radiator, and in the first drawer of the yellow cabinet, there are rolls of toilet paper and tissues. On the same cabinet, there is a clean towel for the sink.



In the access to the yellow bathroom, there is a shelf and a small pantry that we ask you not to use. On the shelves, there is an iron (the ironing board is behind the shelves) and a toolbox, which are available for use.

Mikel's room:

In Mikel's room, the bed is slightly smaller than usual (80x180 cm), making it ideal for children/teens.

In his wardrobe, you'll find free space to place clothes; the entire left side is clear. There's also an extra pillow in case a guest needs to change the firmness of their pillow.



If you have children in the family, on the right side of the wardrobe, at the bottom, there are three drawers/baskets with toys that can be easily removed from their rails to bring to the living room for play: there are wooden train tracks, Playmobil, and cars.

At the foot of Mikel's bed, there is a gray pouf that can be used to extend the sofa seating in the living room. Just place it on the floor and extend it as needed.

Jon and Telmo's Room:

This is the room with the bunk beds and the most toys. Their wardrobe is not available, but you can use the toy baskets, all the books and magazines, and there's a shelf next to the bunks filled with board games for the whole family to enjoy.

The beds are spacious and comfortable, and despite being a children's room, any adult can sleep comfortably on either the top or bottom bunk.

The top bunk shelf is filled with important treasures for Jon. We kindly ask that you do not move them.



Gray bathroom:

The shower has a small leak at the bottom of the screen, and to prevent water from reaching the door frame, there's a towel placed on the floor. Please keep it in that position during your stay.



Extra towels are on the yellow cart next to the toilet. Toilet paper rolls are on the narrow shelf to the right of the sink.

2. PRACTICAL INFORMATION

Numbers in case of emergency

Our phone numbers, as a reminder, are:

+34 607185311 (Belén)

+34 610710484 (Asier)

Our neighbors: 2º dcha - Fran and Charo (they can help in case of emergency)

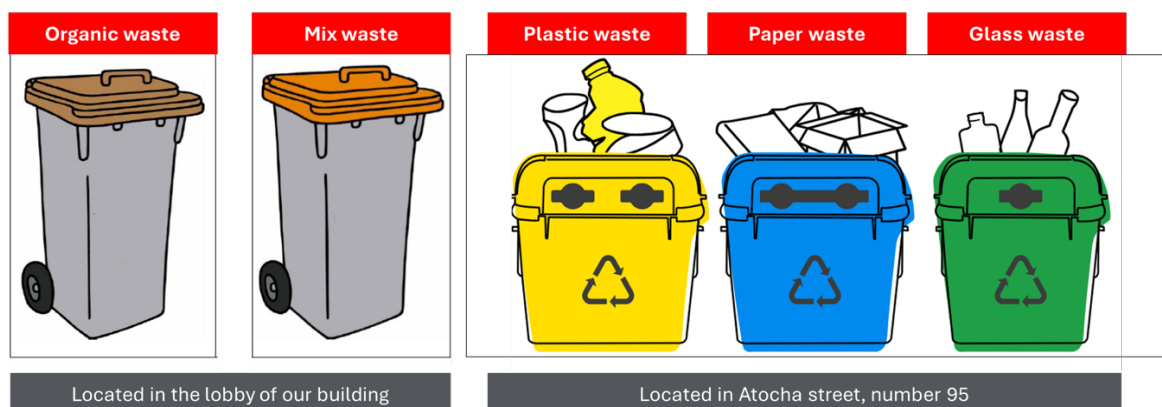
Emergency number: 112

The "to-do" list

When to take out the trash?

The organic waste bins (brown bin) and other waste (orange bin) should be placed on the street next to the house entrance from 9:00 PM, and the trash is usually collected around 11:00 PM.

Outside of that schedule, the bins are in two cabinets in the entrance, to the right as you exit, where you can leave the trash if needed. Other waste: containers (yellow), glass (green), and paper (blue) can be disposed of at any time during the day in the fixed street bins. The closest ones are on c/ Atocha 95.



Where to leave the keys after your stay?

Leave the keys on the dining table and close the door.

House maintenance/cleaning

- In the case of an exchange using guest points, a €50 fee is required for the final cleaning.
- There's no need to remove used sheets. Just leave all the towels, cloths, etc., used during your stay on the bathroom floor in the gray bathroom.

Miscellaneous

- To exit to the street, you must open the building door using a switch next to the mailboxes, as seen in the photo:



- There is a broom and mop on the terrace, next to the washing machine. There is also disinfectant spray next to the toilet in both bathrooms and another under the sink.

House rules

- Take off your shoes at the entrance of the house.
- No smoking (including on the balconies).
- The office is open, but please be careful with the materials in that room and do not touch any devices without consulting us first.
- Please check with us if you need to use any computers to receive instructions.

3. OUR FAVORITE RECOMMENDATIONS...

To travel like a local and discover the best spots in our neighborhood, we've created a MyMaps for you. [Here's the access link](#) and the QR code for scanning:



You will find five sections or layers on the map:

- **Eat & drink:** Our favorite restaurants, tapas bars, and places with good music and charm.
- **Shopping:** Local shops with beautiful designs, our favorite bookstores, and stores with the best souvenirs.
- **Places to visit:** The most important museums and the ones we visit the most, cinemas, and cultural centers with great exhibitions.
- **For eating at home:** Homemade take-away food and the local market for fresh products.
- **References:** Our house, the key locker, and the nearest metro station.
- **Gluten-free:** Bakeries, pastry shops, and restaurants with gluten-free options.

**Enjoy and thank you
for taking care of our home!**